



mounting systems



Light-S ProLine

Application	Flat roof
Roofing	For all roof coverings (except green roof)
Roof inclination	Up to 5°
Building height	Max. 25 m (Depending on wind loads on site)
Module width	950 – 1052 mm
with additional rails	1030 – 1134 mm
Module length	Up to 2300 mm
Module inclination	10° or 15°
Supporting profiles	Aluminium (EN AW 6063 T66)
Sheet metal components	Galvanised steel (DX51D+ZM310)
Small parts	Stainless steel (V2A)
Color	Aluminium: Natural
Warranty	10 years



Flat Roof



South Orientation




Framed Module




Frameless Module



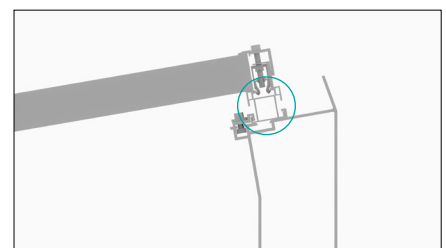
Orientation Landscape



Detail front support



Detail back support



Additional rail



For further information: www.mounting-systems.com
Subject to technical changes.
2024 © Mounting Systems GmbH